





# SNOW LINE **TN TNX** SNOW BLOWER



**BOLTED AND INTERCHANGEABLE ATTACHMENT**




**SNOW DISCHARGE CHUTE WITH 270° ROTATION AND TILTING UPPER DEFLECTOR** to adjust the length and direction of the jet



**LOWER CUTTING EDGE MADE IN HB 400**  
interchangeable and reversible

**TWO POWERFUL HYDRAULIC ENGINES**  
for heavy duty work



The two-stage snow blower is suitable for **removing snow** from sidewalks, parking lots, sports facilities, yards or roads.

The **completely closed structure** and the **reinforced side panels** allow to carry out **road edge trimming operations**. Furthermore, the bolted and interchangeable cutting edge is made of HB 400; this guarantees a great resistance to wear and inevitably a lower maintenance cost.

The **sturdy structure** of the snow blower allows you to carry out **heavy snow clearing jobs**, also thanks to the **high productivity guaranteed by the powerful hydraulics**, especially in the TNX models intended for high hydraulic flow machines.

The **attachment plate is bolted and interchangeable to**




ensure a **high versatility** of the snow blower, which **can be mounted and used on different operating machines with different attachments**.

The **chimney** has a **270 ° hydraulic rotation** and an **angle adjustment of the deflectors, also hydraulic**, to allow the operator to **precisely direct the snow jet** according to needs. Upon request, it is possible to order the **extension of the chute** (only for TNX models), to facilitate the loading of snow on the truck.

On request it is also possible to have the **± 10 ° hydraulic tilt adjustment**, particularly useful for **carrying out works where the road surface is not aligned**, or if you are working on sidewalks.



Model	Standard flow			High flow		
	TN 125	TN 155	TN 185	TNX 155	TNX 185	TNX 210

Technical data	um	Standard flow			High flow		
Working width	mm	1250	1550	1850	1550	1850	2100
Oil flow min-max	lt/min	35-50	45-60	50-70	90-120	110-130	120-140
Oil pressure min-max	bar	160-190	170-190		190-220		
Weight standard configuration	Kg	320	410	450	445	490	580
Auger diameter	Ø mm	355			355		460
Rotor diameter	Ø mm	420	560		560		610
	ton	1,6-2,2	2,3-2,8	2,8-3,8	2,3-2,8	2,8-3,8	3,4-4,8
	ton	1,8-2,4	2,8-4,2	4,0-5,5	2,8-4,2	4,0-5,5	5,5-8,0
	ton	1,9-2,6	3,0-4,3	4,3-6,0	3,0-4,3	4,3-6,0	6,0-8,2

	Overall size in standard configuration	Overall size in standard configuration								
		A cm	B cm	C cm	TN 125	TN 155	TN 185	TNX 155	TNX 185	TNX 210
	A cm	125	155	185	155	185	210			
	B cm	128	142	142	142	142	164			
	C cm	83	91	91	91	91	102			