




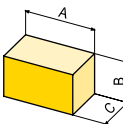




CONCRETE MIXER BUCKET



TECHNICAL SPECIFICATION

Model		BC 220	BC 270	BC 320	BC 450	BC 650	BC 800	
Bucket width	mm	1200	1450	1650		1750	2000	
Overall width	mm	1340	1590	1790		1890	2140	
Oil flow, min-max	lt/min	25 - 40	30 - 50	35 - 60	60 - 80	80 - 120	120 - 180	
Oil pressure, min-max	bar	170 - 200		180 - 200	200 - 240	200 - 280		
Weight, attachment only standard configuration	kg	310	350	380	470	710	810	
Rated capacity	lt	220	275	320	450	650	800	
Maximum capacity	lt	275	330	400	550	800	960	
Concrete weight at maximum capacity	kg	660	792	960	1320	1920	2304	
Total weight at maximum capacity	kg	970	1142	1340	1785	2630	3104	
Transmission		hydraulic motor and chain						
Output port control		hydraulic						
	ton	3,0 - 4,5	3,5 - 5,3	4,0 - 5,8	4,5 - 6,0	---	---	
	ton	3,0 - 4,0	3,5 - 4,5	4,0 - 5,5	5,0 - 7,0	6,5 - 9,0	8,5 - 12,0	
	ton	3,0 - 4,5	3,8 - 5,0	4,5 - 6,0	6,0 - 8,0	7,0 - 10,0	9,0 - 12,0	
	ton	5,0 - 7,0	6,0 - 8,0	7,0 - 9,0	7,5 - 10,0	8,0 - 11,6	10,6 - 15,2	
	ton	8,0 - 10,0	9,0 - 12,0	11,0 - 15,0	14,0 - 19,5	18,0 - 24,0	22,5 - 28,5	
Overall size in standard configuration		A cm	134	159	179	179	189	214
	B cm	68	68	68	75	96	98	
	C cm	81	81	81	90	106	106	

Blades and bucket bottom made by Hardox steel.

Technical note for application on Skid Steer Loaders

Maximum operating weight acceptable for the machine (maximum load without standard bucket provided by the Manufacturer) must exceed the maximum mass of the mixer bucket in the conditions of maximum load technically possible (see "Overall weight and maximum capacity").



G.F. Gordini srl

Via E. Mattei, 4 - 48012 Bagnacavallo RA - Italy

tel. +39 0545 62712 fax +39 0545 62140

info@gfgordini.com - www.gfgordini.com

ACCESSORI PER MACCHINE OPERATRICI

Data, descriptions and images of this document are not binding hence GF Gordini reserves the right to alter part or all of them at any time with no notice.