

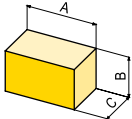




# SWINGING PLANER



# TECHNICAL SPECIFICATION

Model		CPB 40.13	2 hydraulic lines	3 hydraulic lines	CPB 60.17
			CPB 45.15		
Working width standard drum	mm	400	450		600
Working depth standard drum	mm	0 - 125	0 - 150		0 - 170
Standard asphalt picks	n.	48	54		66
Oil flow, min-max <sup>(1)</sup>	lt/min	45 - 80	90 - 120	90 - 140	120 - 160
Oil pressure, max-min <sup>(1)</sup>	bar	240 - 170		300 - 170	
Weight standard configuration	kg	420	620	630	750
Minimum distance from wall	mm	80			
Depth adjustment <sup>(2)</sup>		mechanical			
Swinging support rotation		135°			
Average milling speed (standard drum at 50% depth)	mt/min	0,5 - 3,0	0,7 - 4,5		
	ton	5,5 - 9,5	7,0 - 13,0		12,0 - 18,0
backhoe 	ton	6,0 - 9,0	7,5 - 12,0		---
Overall size in standard configuration		A cm	65		84
		B cm	83		89
		C cm	88		95

<sup>(1)</sup> Hydraulic system flow and pressure must be inversely proportional

<sup>(2)</sup> Hydraulic on request



**G.F. Gordini srl**

Via E. Mattei, 4 - 48012 Bagnacavallo RA - Italy

tel. +39 0545 62712 fax +39 0545 62140

info@gfgordini.com - www.gfgordini.com

**ACCESSORI PER MACCHINE OPERATRICI**

Data, descriptions and images of this document are not binding hence GF Gordini reserves the right to alter part or all of them at any time with no notice.